





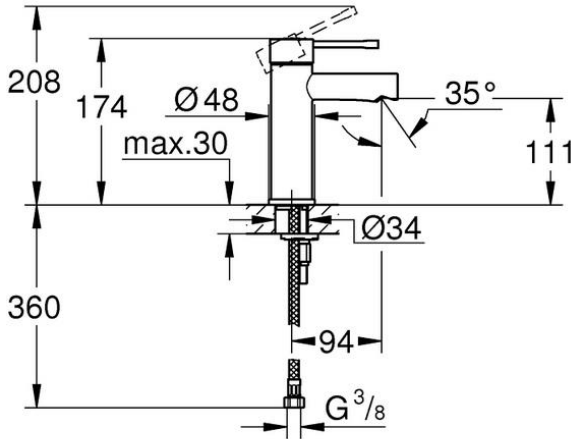
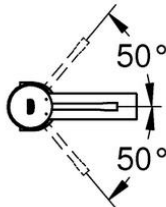







PROJECT		REF		REV	ITEM CODE	
LOCATION		DATE			PAGE	

SANITARY WARE SPECIFICATION SHEET

Item Descriptions	GROHE (Germany) "Essence" Chrome plated 3/8" S-size basin mixer with one pair of stainless steel wire braided water inlet flexible hose; nominated flow rate 4.7 L/min in WELS Grade 1 ; Registration No. TM 22-0061	Illustration/ Drawing
Dimensions	L94 x W48 x H208 mm	
Model	34294001	
Finish / Material	Chrome Plated	
Country of origin	Germany	
Manufacturer	GROHE Limited	
Supplier	Acme Sanitary Ware Co. Ltd Mr. Eric Wong/ Mr. Don Yuen	    
Contact Tel/Fax	(852) 2388-7171 / (852) 2710-8012	
E-mail	acme@acmesanitary.com.hk	
Website	www.acmesanitary.com.hk	
<p>"Essence" Single-lever basin mixer</p> <ul style="list-style-type: none">• monobloc installation• metal lever• 28 mm ceramic cartridge with GROHE SilkMove• with temperature limiter• GROHE StarLight chrome finish• GROHE EcoJoy mousseur 5.7 l/min• GROHE QuickFix Plus installation system• smooth body• flexible connection hoses <p>GROHE ESSENCE</p> <p>UNDERSTATED ELEGANCE</p> <p>Classic lifestyle, gently interpreted. For people who are attracted by clear, visually pleasing designs, GROHE Essence brings aesthetics without pretension. Complete bathrooms in this range use balanced, modern styling and create space for inventive furnishing ideas and innovative technologies.</p>		 
		

Note:  [GROHE ESSENCE 34294001](https://www.youtube.com/watch?v=Jn6g3S5QcQ8) <https://www.youtube.com/watch?v=Jn6g3S5QcQ8>
 [basin tap 34294001](https://www.youtube.com/watch?v=Y1UYc2nX-DU) <https://www.youtube.com/watch?v=Y1UYc2nX-DU>

* All information of the above is for the reference only. No prior notice is made if any changes.



Acme Sanitary Ware Co. Ltd.

1/F, Acme Building, 22-28 Nanking Street, Kowloon, Hong Kong

Tel: 2388 7171 Fax: 2710 8012

Email: acme@acmesanitary.com.hk

Website: www.acmesanitary.com.hk

Since 1949

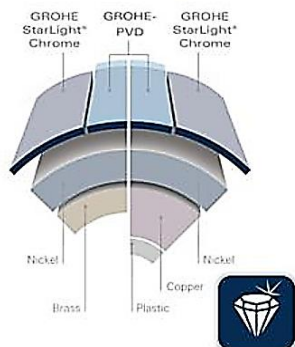


Pure Freude
an Wasser

PROJECT		REF		REV	ITEM CODE	
LOCATION		DATE			PAGE	

SANITARY WARE SPECIFICATION SHEET

GROHE StarLight®



GROHE surface
hardness



GROHE scratch
resistance



GROHE ESSENCE BASIN TAP GROHE ECOJOY®

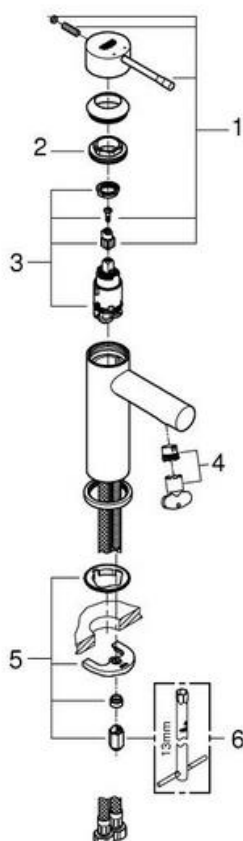
REGULAR SPOUT
FITS ALL STANDARD BASINS.



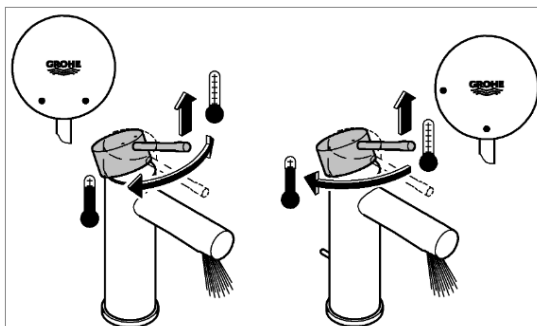
GROHE SilkMove® cartridge technology for smooth handling



SPARE PARTS



GROHE EcoJoy® water saving function



GROHE QuickFix® Plus for a speedy installation



Pos.-nr.	Prod. description	Order-nr.
1	Lever	46917000
2	Fitting ring	46715000
3	Cartridge	46580000
4	Mousseur	46765000
5	Shank fastening assembly	46645000
6	Mounting wrench	19017000*

* Optional accessories



Note:

* All information of the above is for the reference only. No prior notice is made if any changes.



自願參與用水效益標籤計劃 - 水龍頭
Voluntary Water Efficiency Labelling Scheme - Water Taps




茲證明
This is to certify that

將下列水龍頭在本計劃內註冊：
has registered the following water tap under this scheme :

牌 子 / Brand	:	Grohe
型 號 / Model	:	34294XX1 + 402214131
種 類 / Type	:	Mixing
原產地 / Country or Region Origin	:	Germany (Mixer & Flow Controller)

XX – denotes the code of colour

在用水效益標籤上展示的標誌 <i>Symbolic Presentation on the Water Efficiency Label</i>	:		滴水點 <i>Water droplet(s)</i>
用水效益級別 <i>Water Efficiency Grade</i>	:	1	
耗水量 <i>Water Consumption</i>	:	4.7	公升/分鐘 <i>litres/minute</i>

簽發日期：
Date of Issue: 4 April 2022



水 務 署
Water Supplies Department



水務署署長(林麗恒代行)
for Director of Water Supplies



水務署
Water Supplies Department



總辦事處
入境事務大樓 48 樓
Tower, 7 Gloucester Road, Wan Chai, Hong Kong

本署檔號
Our ref.
來函檔號
Your ref.

1/2021 T/J(636/2021)

電話
Tel.
傳真
Fax. : 2824 0578

31 May 2021



Approval of "GROHE" Basin Mixer (General Acceptance No. C20210562)

Your letter ref. WRC/2348 dated 26 April 2021 refers.

Having considered the test report ref. J25414A issued on 27 July 2020 by Nutek Systems (HK) Ltd., this Authority accepts that the fitting described below complies with, and its use when correctly installed does not contravene, the Waterworks Ordinance and Regulations.

Name of Manufacturer: Grohe AG
Country of Origin: Germany
Brand: Grohe
Details of Fitting: 3/8" Single lever basin mixer
Model: 34294XX1
(where "XX" denote the code of colour)
Body Markings: 
Expiry Date: 5 July 2025



This Authority hereby permits the use of the above fitting in fresh water plumbing systems subject to full adherence to Waterworks installation requirements. In particular, you are required to draw your customers' attention to the following requirement-

"The cold water supply to the fitting shall be drawn from the same source that supplies the hot water apparatus so as to provide a balanced pressure and to obviate the risk of scalding in the event of a restriction or failure in the water supply."

A condition of this acceptance is that the fitting to be installed shall be replicas of the sample as certified by the testing agent mentioned above and without modifications. This acceptance may be withdrawn at any time if the standard of the fitting installed fails to meet that of the approved sample or if the fitting is found to be unsuitable for use in fresh water plumbing systems.

This acceptance is only applicable to the main body of the fitting, unless otherwise specified.

For the use of the fitting in any project, the General Acceptance Number of this letter must be quoted as a means of identification of acceptance of the fitting by this Authority.

Should you have any enquiries, please contact our Engineer Mr. Terry KUNG at tel. no. 3583 4086.

Yours faithfully,



(Roger WONG)

for Director of Water Supplies

Encl.

c.c. WSD 3321/1/82] - without catalogue
 ME/MC] - with soft copy only